





Practice Sheet 2


Observe and memorize the locations of items in boxes. You have 2 minutes.


| | | |
|---|---|--|
| | | |
| | 1 | |
| 5 | | |

| | | |
|---|---|--|
| | | |
| | 9 | |
| 7 |  | |

| | | |
|---|---|---|
| | | |
|  | 3 | |
| | |  |

| | | |
|--|---|---|
| |  | |
| | | |
| | | 6 |

| | | |
|---|----|--|
|  | | |
| | | |
| | 10 | |

| | | |
|--|--|----|
|  | | |
| | | 16 |
| 4 | | |

Return this to your counselor and get the blank form from them.

Practice Page 1 - Questions

1. What animal is on the third row? _____
2. What direction is the arrow on the graph? Up Down
3. Which emoji is on the 2nd row? Draw it. _____
4. Is the puzzle completed? YES NO
5. What food is on the 4th row? _____
6. Which direction does the thick arrow go? Left Right
7. How many bullet points are on the paper? _____
8. How many dots does the ladybug have? _____

Name _____

Once you are done with these questions, flip the page to begin practice
2.